

United Kingdom & Ireland

# Camper Vans

# Important information regarding the selection of your motorhome

When buying a motorhome, camper van or urban vehicle (hereafter: motorhome), it is particularly important to choose the right layout and an appealing design. In addition, weight also plays an essential role. Family, friends, optional equipment, accessories and baggage – space must be available for all of these. At the same time, there are legal and technical limits to the configuration and load. Every motorhome is designed for a certain weight, which may not be exceeded during driving. For motorhome buyers, this raises the question: How should I configure my vehicle to accommodate passengers, baggage and accessories according to my needs without the vehicle exceeding this maximum weight? In order to make this decision easier for you, we provide you below with a few tips that are particularly important when selecting your vehicle from our portfolio:

## 1. The technically permissible maximum laden mass...

... is a value set by the manufacturer which the vehicle may not exceed. Sunlight specifies a layout-related upper limit for the vehicle, which can vary from layout to layout (e.g. 3,500 kg, 4,400 kg). You can find the corresponding specification for each layout in the technical data.

Permitted seats (including driver)*	4
Berths	2–3 <sup>OPT</sup>
Length / Width / Height (cm)	595 / 214 / 287
Headroom in living area (cm)	195
Standard chassis	Citroën Jumper
Standard engine	2.2 BlueHDI
kW (hp)	103 (140)
Mass in running order* (kg)	2679 (2545–2813)*
Manufacturer-specified mass for optional equipment* (kg)	497
Technically permissible maximum laden mass* (kg)	3500

## 2. The mass in running order...

... consists – to put it simply – of the basic vehicle with standard equipment plus a standard weight of 75 kg for the driver. It is legally permissible and possible for the mass in running order of your vehicle to deviate from the nominal value stated in the sales documents. The permissible tolerance is  $\pm 5\%$ . The permissible range in kilograms is given in brackets after the mass in running order. In order to provide you with full transparency regarding possible weight deviations, Sunlight weighs each vehicle at the end of the line and informs your trade partner of your vehicle's weighing result for forwarding to you.

Detailed explanations on the subject of mass in running order can be found in the “Legal Information” section.


3. The permitted number of seats (including driver)...

... is determined by the manufacturer in what is referred to as the type-approval procedure. This results in what is referred to as the mass of the passengers. For this, a standard weight of 75 kg per passenger (without driver) is calculated. Detailed explanations on the subject of mass of the passengers can be found in the “Legal Information” section

Permitted seats (including driver)*	4
Berths	2-3 <sup>OPT</sup>
Length / Width / Height (cm)	595 / 214 / 287
Headroom in living area (cm)	195
Standard chassis	Citroën Jumper
Standard engine	2.2 BlueHDI
kW (hp)	103 (140)
Mass in running order* (kg)	2679 (2545-2813)*
Manufacturer-specified mass for optional equipment* (kg)	497
Technically permissible maximum laden mass* (kg)	3500

4. The manufacturer-specified mass for optional equipment...

... is a value set by Sunlight per layout for the maximum mass of optional equipment that can be ordered. This limit is intended to ensure that the minimum pay-mass, i.e. the legally prescribed free mass for baggage and retrofitted accessories, is actually available for the vehicle load capacity of the vehicles delivered by Sunlight. If, in exceptional cases, the weighing at the end of the line nevertheless shows that the actual load capacity falls short of the minimum pay-mass due to a permissible weight deviation, we will check together with your trade partner and you whether we should, for example, increase the load capacity of the vehicle, reduce the number of seats or remove optional equipment before delivering the vehicle. Detailed explanations on the subject of the effects of the tolerances on the minimum pay-mass and the payload can be found in the “Legal Information” section.

 <b>COMFORT</b>	<b>Additional weight*</b>
Bed conversion for seating area <sup>4)</sup>	5 kg
Carpet	5 kg
Wooden duckboard for the shower tray	2 kg
Foldable window blinds	7,5 kg

<b>SAFETY</b>	+ 0,7 kg *
<ul style="list-style-type: none"><li>• Lane Control</li><li>• Rain and Dusk Sensor</li><li>• Traffic Sign and High Beam Recognition</li><li>• Matrix Instrument Cluster</li></ul>	






5. The additional weight of optional equipment and packages...

... increases the actual mass of the vehicle (= mass in running order plus selected optional equipment) and reduces the pay-mass. The specified value shows the additional weight compared to the standard equipment of the respective layout. The total weight of the selected packages and optional equipment must not exceed the manufacturer-specified mass for optional equipment.

# Prices and technical data

## CLIFF Adventure

# FIAT






	CLIFF 540	CLIFF 600	CLIFF 601	CLIFF 602	CLIFF 640
					
Price £	56,990.-	55,090.-	56,090.-	55,590.-	57,090.-
Permitted seats (including driver)*	4	4	4	4	4
Berths	2 - 4 OPT	2 - 4 OPT	4 - 6 OPT	2 - 4 OPT	2 - 4 OPT
Length / Width / Height (cm)	541 / 205 / 261	599 / 205 / 261	599 / 205 / 261	599 / 205 / 261	636 / 205 / 261
Headroom in living area (cm)	190	190	190	190	190
Standard chassis	Fiat Ducato	Fiat Ducato	Fiat Ducato	Fiat Ducato	Fiat Ducato
Standard engine	2.2	2.2	2.2	2.2	2.2
kW (hp)	103 (140)	103 (140)	103 (140)	103 (140)	103 (140)
Mass in running order* (kg)	2776 (2637 to 2915)*	2825 (2684 to 2966)*	2861 (2718 to 3004)*	2825 (2684 to 2966)*	2928 (2782 to 3074)*
Manufacturer-specified mass for optional equipment* (kg)	379	328	294	328	218
Technically permissible maximum laden mass* (kg)	3500	3500	3500	3500	3500
Technically permissible towing weight 12 % braked (unbraked) (kg)	2500 (750)	2500 (750)	2500 (750)	2500 (750)	2500 (750)
Tire size	225/75 R 16 CP	225/75 R 16 CP	225/75 R 16 CP	225/75 R 16 CP	225/75 R 16 CP
Wheelbase (cm)	345	404	404	404	404
Bed dimension: Sleeping roof (cm)	206 x 143 OPT	206 x 143 OPT	206 x 143 OPT	206 x 143 OPT	206 x 143 OPT
Bed dimension: Central / middle bed, L x W (cm)	185 x 87 - 63 OPT	185 x 105 - 88 OPT	185 x 105 - 88 OPT	185 x 105 - 88 OPT	185 x 105 - 88 OPT
Bed dimension: Rear bed, L x W (cm)	195 x 133 - 130	197 x 157 - 150	185 x 157 - 150 187 x 130	190 x 108 - 56 187 x 86	192 x 108 - 56 184 x 86
Refrigerator volume incl. freezer (l)	84	84	84	84	84
Heating type	Combi 4 Gas	Combi 4 Gas	Combi 4 Diesel	Combi 4 Gas	Combi 4 Gas



\* INFO

The specified mass in running order is a default value defined in the type-approval procedure. Due to manufacturing tolerances, the actual weighed mass in running order may deviate from the value stated above. Deviations of up to  $\pm 5\%$  of the mass in running order are legally permissible and possible. The permissible range in kilograms is given in brackets after the mass in running order. The manufacturer-specified mass for optional equipment is a calculated value for each type and layout that Sunlight uses to determine the maximum weight available for factory-fitted optional equipment. The limitation of optional equipment is intended to ensure that the minimum pay-mass, i.e. the legally prescribed free mass for baggage and retrofitted accessories, is actually available for the vehicle load capacity of the vehicles delivered by Sunlight. The real weight of your vehicle ex works can only be determined when it is weighed

at the end of the line. If, in exceptional cases, the weighing shows that the actual load capacity falls below the minimum pay-mass despite limiting the optional equipment due to a permissible weight deviation, we will check together with your trade partner and you whether we should, for example, increase the load capacity of the vehicle, reduce the number of seats or remove optional equipment before delivering the vehicle. The technically permissible maximum laden mass of the vehicle and the technically permissible maximum mass on the axle must not be exceeded. Detailed information & explanations on the subject of weight and the configuration of the vehicle can be found in the section Legal information. For a more detailed description of all mandatory technical dependencies, please refer to the explanations on the footnotes on p. XY.

	CLIFF 540	CLIFF 600	CLIFF 601	CLIFF 602	CLIFF 640
					
Total fresh water tank capacity / fresh water tank when driving filled (l)	100 / 20 <sup>1)</sup>	100 / 20 <sup>1)</sup>	100 / 20 <sup>1)</sup>	100 / 20 <sup>1)</sup>	100 / 20 <sup>1)</sup>
Waste water tank (l)	90	90	90	90	90
Sockets: 230 V	3	3	3	3	3
Sockets: USB	2	2	2	2	2
Storage underneath rear bed WxHxD		90 x 68 x 138	73 x 45 x 139	75 x 70 x 133	88 x 71 x 134
Storage space for two gas cylinders with filling weight (kg)	2 x 11kg	2 x 11kg	2 x 5kg	2 x 11kg	2 x 11kg

- Standard equipment
- Optional equipment
- ▲ Mandatory
- △ Not known at the time of publication
- ◆ upon request
- Not possible
- Available in package



\* INFO

The specified mass in running order is a default value defined in the type-approval procedure. Due to manufacturing tolerances, the actual weighed mass in running order may deviate from the value stated above. Deviations of up to  $\pm 5\%$  of the mass in running order are legally permissible and possible. The permissible range in kilograms is given in brackets after the mass in running order. The manufacturer-specified mass for optional equipment is a calculated value for each type and layout that Sunlight uses to determine the maximum weight available for factory-fitted optional equipment. The limitation of optional equipment is intended to ensure that the minimum pay-mass, i.e. the legally prescribed free mass for baggage and retrofitted accessories, is actually available for the vehicle load capacity of the vehicles delivered by Sunlight. The real weight of your vehicle ex works can only be determined when it is weighed

at the end of the line. If, in exceptional cases, the weighing shows that the actual load capacity falls below the minimum pay-mass despite limiting the optional equipment due to a permissible weight deviation, we will check together with your trade partner and you whether we should, for example, increase the load capacity of the vehicle, reduce the number of seats or remove optional equipment before delivering the vehicle. The technically permissible maximum laden mass of the vehicle and the technically permissible maximum mass on the axle must not be exceeded. Detailed information & explanations on the subject of weight and the configuration of the vehicle can be found in the section Legal information. For a more detailed description of all mandatory technical dependencies, please refer to the explanations on the footnotes on p. XY.

# Standard equipment

## CLIFF Adventure

# FIAT

	CLIFF 540	CLIFF 600	CLIFF 601	CLIFF 602	CLIFF 640
ADVENTURE EQUIPMENT					
Fiat Ducato 3.500 kg   2.2   103 kW   140 BHP Euro 6   6-speed manual gearbox	—	•	•	•	•
Fiat white	•	•	•	•	•
Adventure Decals	•	•	•	•	•
Soft furnishing Adventure	•	•	•	•	•
Awning (black)	•	•	•	•	•
Basic-Pack <sup>2)</sup>	•	•	•	•	•
Package painted front bumper	•	•	•	•	•
Two-colour alloy wheels Pack	•	•	•	•	•
BASE VEHICLE FIAT					
Fiat Ducato 3.500 kg   2.2   103 kW   140 BHP Euro 6   6-speed manual gearbox	—	•	•	•	•
Start & Stop function incl. booster	•	•	•	•	•
60l fuel tank	•	•	•	•	•
Manual cab air conditioning	•	•	•	•	•
Cruise control	•	•	•	•	•
Tyres M+S* Camping (snowflake)	•	•	•	•	•
Front Wheel Drive	•	•	•	•	•
Daytime running lights, integrated in headlights	•	•	•	•	•
Headlights with black frame	•	•	•	•	•
Driver and passenger airbag	•	•	•	•	•
Disc brakes, rear and front wheel stabilisers, heat convection, tachometer, power steering, height-adjustable headlights, immobiliser, lap and diagonal seat belts	•	•	•	•	•
ABS, EBD (electronic brake force distribution), ESP (electronic stability program)	•	•	•	•	•
ESC (electronic stability control) including ASR (anti-skid control), hill holder (hill start assist), CWA (crosswind assist), trailer stability control and PCB (post-collision braking)	•	•	•	•	•
ESC Setup	•	•	•	•	•
Traction+ incl. hill descent assistant	•	•	•	•	•
Electric operated cab windows and central locking	•	•	•	•	•
Electric and heated mirrors	•	•	•	•	•
Radio aerial integrated in mirror	•	•	•	•	•
Radio pre-wiring including speakers	•	•	•	•	•
Multifunction steering wheel	•	•	•	•	•
Fix & Go breakdown kit	•	•	•	•	•
On-board computer incl. outside temperature display	•	•	•	•	•

	CLIFF 540	CLIFF 600	CLIFF 601	CLIFF 602	CLIFF 640
Central cup holder	●	●	●	●	●
USB charger (A+C)	●	●	●	●	●
Driver and passenger seats with armrests & upholstered covers (Captain Chair)	●	●	●	●	●
Driver and passenger seats swivel	●	●	●	●	●
Driver and passenger seat with lumbar support	●	●	●	●	●
Height and rake adjustment for driver and passenger seat	●	●	●	●	●
PAINTING					
Fiat white	●	●	●	●	●
CONVERSION					
7-year water ingress warranty <sup>3)</sup>	●	●	●	●	●
Double glazed hinged windows with cassette blinds and fly screens	●	●	●	●	●
Both rear doors with hinged window (incl. roller blind)	●	●	●	●	●
Roof light 40 x 40 cm over bedroom with fly screen and blinds	●	●	●	●	●
Rear storage space with 4 integrated lashing rings	●	●	●	●	●
COMFORT					
Spacious storage compartment above driver's cab	●	●	●	●	●
Isofix for 2 seats	●	●	●	●	●
Bulkhead incl. step for rear double bed	●	●	●	●	●
Pedestal in lounging area with integrated storage compartment	●	●	●	●	●
Rearbed with partly slatted frame	●	●	●	●	●
High quality mattresses for improved lying comfort	●	●	●	●	●
Ergonomically shaped upholstery for improved seating comfort	●	●	●	●	●
Spacious storage compartments and storage options	●	●	●	●	●
Spacious wardrobe	—	●	●	—	●
Storage space in rear and sliding doors	●	●	●	●	●
Flyscreen door	●	●	●	●	●
Textile cab blinds	●	●	●	●	●
Furniture Decor Cozy Cottage, Black Flow, Dyna White und Active Grey	●	●	●	●	●
Floor Mountain Lodge	●	●	●	●	●
INSTALLATIONS					
Flexible light bar with individually adjustable LED reading spots	●	●	●	●	●
Recessed LED spotlights in the living room and bathroom area	●	●	●	●	●
Illuminated pedestal in lounging area	●	●	●	●	●
High-performance, maintenance-free leisure battery (95 Ah AGM)	●	●	●	●	●
Bord-control-panel supplies information about filling levels and battery capacity	●	●	●	●	●
Electric charger for leisure and vehicle battery 12 V / 18 A	●	●	●	●	●

	CLIFF 540	CLIFF 600	CLIFF 601	CLIFF 602	CLIFF 640
CEE 230 V external socket with safety device	●	●	●	●	●
Sockets 3 x 230V, 1 x USB (double)	●	●	●	●	●
HEATING / GAS SUPPLY					
Gas control valves easily accessible and centrally arranged	●	●	●	●	●
Gas bottle locker for 2 x 5 kg gas bottles	—	—	●	—	—
Gas bottle locker for 2 x 11 kg gas bottles	●	●	—	●	●
Gas heating Combi 4	●	●	—	●	●
Diesel heating Combi 4	—	—	●	—	—
KITCHEN					
Ergonomically arranged kitchen with spacious work top	●	●	●	●	●
Large drawer with soft-close in the kitchen unit	●	●	●	●	●
Flexible railing system with two hooks	●	●	●	●	●
2-burner hob with electrical ignition and glass lid	●	●	●	●	●
Worktop behind cooker	—	●	●	—	●
Water tank capacity: 100 l, waste water tank capacity: 90 l	●	●	●	●	●
Compressor fridge 84 l	●	●	●	●	●
LED light tube	●	●	●	●	●
BATHROOM					
Fixed washbasin	●	●	●	●	●
Spacious storage area	●	●	●	●	●
Cassette toilet C 223	●	●	●	●	●
Roof light with fly screen	●	●	●	●	●
SOFT FURNISHING					
Soft furnishing Adventure	●	●	●	●	●
PACKS					
Basic-Pack <sup>2)</sup>	●	●	●	●	●
Package painted front bumper	●	●	●	●	●
Two-colour alloy wheels Pack	●	●	●	●	●

● Standard equipment  
◆ upon request

○ Optional equipment  
— Not possible

▲ Mandatory  
□ Available in package

△ Not known at the time of publication

# Packs

## CLIFF Adventure

# FIAT

### BASIC-PACK <sup>2)</sup>

Panoramic roof light 70 x 50 cm	
---------------------------------	--

Shower equipment	
------------------	--

Window in bathroom	
--------------------	--

Clothes rail in bathroom	
--------------------------	--

Wide entrance step	
--------------------	--

Rotating plate for table extension in seating area	
--	--

Additional weight (kg)*	
-------------------------	--

31.4

in CLIFF Adventure included

### PACKAGE PAINTED FRONT BUMPER

Painted bumper	
----------------	--

Skid Plate Black	
------------------	--

Fog lights	
------------	--

Additional weight (kg)*	
-------------------------	--

3

in CLIFF Adventure included

### TWO-COLOUR ALLOY WHEELS PACK

Leather steering wheel and gear knob in leather trim	
--	--

Air outlets with applications silver (Techno-Trim)	
--	--

16" alloy wheels two-colour	
-----------------------------	--

Additional weight (kg)*	
-------------------------	--

8

in CLIFF Adventure included



\* INFO

The factory installation of optional equipment increases the actual mass of the vehicle and reduces the pay-mass. The additional weight indicated for packages and optional equipment shows the additional weight compared to the standard equipment of the respective model or layout. The total weight of the selected optional equipment must not exceed the manufacturer-specified mass

for optional equipment shown in the model overviews. This is a calculated value for each type and layout that Sunlight uses to determine the maximum weight available for factory-fitted optional equipment. Detailed information and explanations on the subject of weight can be found in the Legal information section.

## BLACK ALLOY WHEELS PACK <sup>8)</sup>

Leather steering wheel and gear knob in leather trim

Air outlets with applications silver (Techno-Trim)

16" alloy wheels black matt

Additional weight (kg)\*

8

Price

0.-

## CHASSIS PACKAGE

Electrically folding door mirrors

Parking sensors rear

Blind spot assistant

Electric Park Brake

Additional weight (kg)\*

-8.3

Price

1,580.-

## DIGITAL PACKAGE

Automatic cab air conditioning

Wireless smartphone charging

10" Radio and navigation system (DAB+)

7" digital TFT color display

Rear view camera with dynamic grid lines

Additional weight (kg)\*

4

Price

2,810.-

## SAFETY PACK

Full Brake Control with Pedestrian Detection

Rain and light sensor

Lane control

Traffic sign recognition



\* INFO

The factory installation of optional equipment increases the actual mass of the vehicle and reduces the pay-mass. The additional weight indicated for packages and optional equipment shows the additional weight compared to the standard equipment of the respective model or layout. The total weight of the selected optional equipment must not exceed the manufacturer-specified mass

for optional equipment shown in the model overviews. This is a calculated value for each type and layout that Sunlight uses to determine the maximum weight available for factory-fitted optional equipment. Detailed information and explanations on the subject of weight can be found in the Legal information section.

## SAFETY PACK

Driver Drowsiness Detection

Intelligent Speed Assist

Additional weight (kg)\*

0

Price

940.-

## SAFETY PACK + ACC

Full Brake Control with Pedestrian Detection

Rain and light sensor

Lane control

Traffic sign recognition

Driver Drowsiness Detection

Intelligent Speed Assist

Adaptive Cruise Control >30 km/h

Additional weight (kg)\*

0

Price

1,460.-

## CO-DRIVER PACKAGE <sup>9)</sup>

ACC with stop & go

Lane centering

Traffic jam assist

Full Brake Control with Pedestrian Detection

Rain and light sensor

Lane control

Traffic sign recognition

Driver Drowsiness Detection

Intelligent Speed Assist

Additional weight (kg)\*

0.3

Price

2,050.-

● Standard equipment  
◆ upon request

○ Optional equipment  
— Not possible

▲ Mandatory  
□ Available in package

△ Not known at the time of publication



\* INFO

The factory installation of optional equipment increases the actual mass of the vehicle and reduces the pay-mass. The additional weight indicated for packages and optional equipment shows the additional weight compared to the standard equipment of the respective model or layout. The total weight of the selected optional equipment must not exceed the manufacturer-specified mass

for optional equipment shown in the model overviews. This is a calculated value for each type and layout that Sunlight uses to determine the maximum weight available for factory-fitted optional equipment. Detailed information and explanations on the subject of weight can be found in the Legal information section.

# Optional Extras

## CLIFF Adventure

# FIAT

	Price £ <sup>a)</sup>	Additional weight (kg)*	CLIFF 540	CLIFF 600	CLIFF 601	CLIFF 602	CLIFF 640
BASE VEHICLE FIAT							
Fiat Ducato 3.500 kg   2.2   103 kW   140 BHP Euro 6   8-speed automatic gearbox	2,770.-	60	●	○	○	○	○
Full LED Headlamps incl. wiping indicators and LED daytime running lights	950.-	0	○	○	○	○	○
Tyre pressure indicator	250.-	0.8	○	○	○	○	○
Electrical preparation for trailer coupling	320.-	0	○	○	○	○	○
Spare wheel incl. holder and car jack instead of Fix & Go Kit	260.-	30	○	○	○	○	○
90l fuel tank	40.-	23	○	○	○	○	○
PAINTING							
Chassis colour Black metallic	820.-	2.5	○	○	○	○	○
Expedition Grey	680.-	0	○	○	○	○	○
Lanzarote Grey	680.-	0	○	○	○	○	○
CONVERSION							
Insulated and heated waste water tank	520.-	10.5	○	○	○	○	○
Bike rack for 2 bikes (black)	480.-	10	○	○	○	○	○
Framed windows	570.-	5	○	○	○	○	○
CLIFF RT-Pack (Rooftop bed incl. RT decals) <sup>4)</sup>	4,940.-	160	○	○	○	○	○
COMFORT							
Bed conversion for seating area <sup>5)</sup>	300.-	5	○	○	○	○	○
Wooden duckboard for the shower tray	80.-	2	○	○	○	○	○
Foldable window blinds	570.-	8	○	○	○	○	○
INSTALLATIONS							
Second AGM leisure battery 95 Ah	290.-	27	○	○	○	○	○
TV pre-cabling / TV holder	190.-	3	○	○	○	○	○
Mobile internet (WiFi / LTE antenna incl. Router) <sup>6)</sup>	870.-	1.4	○	○	○	○	○
Pre-cabling reversing camera	150.-	1	○	○	○	○	○
Pre-cabling solar system <sup>7)</sup>	150.-	2	○	○	○	○	○
USB-port in the light rail	50.-	0	○	○	○	○	○
HEATING / GAS SUPPLY							



\* INFO

The factory installation of optional equipment increases the actual mass of the vehicle and reduces the pay-mass. The additional weight indicated for packages and optional equipment shows the additional weight compared to the standard equipment of the respective model or layout. The total weight of the selected optional equipment must not exceed the manufacturer-specified mass

for optional equipment shown in the model overviews. This is a calculated value for each type and layout that Sunlight uses to determine the maximum weight available for factory-fitted optional equipment. Detailed information and explanations on the subject of weight can be found in the Legal information section.

	Price £ <sup>a)</sup>	Additional weight (kg)*	CLIFF 540	CLIFF 600	CLIFF 601	CLIFF 602	CLIFF 640
Diesel heating Combi 4 incl. integrated altitude pressure sensor and digital control panel	660.-	4.6	○	○	—	○	○
Heating Combi 6 E (with el. heating element) incl. digital control panel	610.-	2	○	○	—	○	○
Caramatic SafeDrive PLUS (two-bottle system with gas pressure regulator and crash sensor)	260.-	3.5	○	○	—	○	○
SOFT FURNISHING							
Performance Grey	0.-	0	○	○	○	○	○
Green Trail	0.-	0	○	○	○	○	○
PACKS							
Black alloy wheels Pack <sup>8)</sup>	0.-	8	○	○	○	○	○
Chassis Package	1,580.-	-8.3	○	○	○	○	○
Digital Package	2,810.-	4	○	○	○	○	○
Safety Pack	940.-	0	○	○	○	○	○
Safety Pack + ACC	1,460.-	0	○	○	○	○	○
Co-Driver Package <sup>9)</sup>	2,050.-	0.3	○	○	○	○	○

● Standard equipment  
◆ upon request

○ Optional equipment  
— Not possible

▲ Mandatory  
□ Available in package

△ Not known at the time of publication

Further information from p. 31



\* INFO

The factory installation of optional equipment increases the actual mass of the vehicle and reduces the pay-mass. The additional weight indicated for packages and optional equipment shows the additional weight compared to the standard equipment of the respective model or layout. The total weight of the selected optional equipment must not exceed the manufacturer-specified mass

for optional equipment shown in the model overviews. This is a calculated value for each type and layout that Sunlight uses to determine the maximum weight available for factory-fitted optional equipment. Detailed information and explanations on the subject of weight can be found in the Legal information section.

# Prices and technical data

## Vanlife

# FIAT

CLIFF 540 V




Price £	61,690.-
Permitted seats (including driver)*	2
Berths	2 - 4 OPT
Length / Width / Height (cm)	541 / 205 / 281
Headroom in living area (cm)	190
Standard chassis	Fiat Ducato
Standard engine	2.2
kW (hp)	103 (140)
Mass in running order* (kg)	2889 (2745 to 3033)*
Manufacturer-specified mass for optional equipment* (kg)	462
Technically permissible maximum laden mass* (kg)	3500
Technically permissible towing weight 12 % braked (unbraked) (kg)	2500 (750)
Tire size	225/75 R 16 CP
Wheelbase (cm)	345
Bed dimension: Sleeping roof (cm)	206 x 143
Bed dimension: Rear bed, L x W (cm)	180 x 100 OPT
Refrigerator volume incl. freezer (l)	64
Heating type	Combi 4 Diesel
Total fresh water tank capacity / fresh water tank when driving filled (l)	100 / 20 <sup>1)</sup>



\* INFO

The specified mass in running order is a default value defined in the type-approval procedure. Due to manufacturing tolerances, the actual weighed mass in running order may deviate from the value stated above. Deviations of up to  $\pm 5\%$  of the mass in running order are legally permissible and possible. The permissible range in kilograms is given in brackets after the mass in running order. The manufacturer-specified mass for optional equipment is a calculated value for each type and layout that Sunlight uses to determine the maximum weight available for factory-fitted optional equipment. The limitation of optional equipment is intended to ensure that the minimum pay-mass, i.e. the legally prescribed free mass for baggage and retrofitted accessories, is actually available for the vehicle load capacity of the vehicles delivered by Sunlight. The real weight of your vehicle ex works can only be determined when it is weighed

at the end of the line. If, in exceptional cases, the weighing shows that the actual load capacity falls below the minimum pay-mass despite limiting the optional equipment due to a permissible weight deviation, we will check together with your trade partner and you whether we should, for example, increase the load capacity of the vehicle, reduce the number of seats or remove optional equipment before delivering the vehicle. The technically permissible maximum laden mass of the vehicle and the technically permissible maximum mass on the axle must not be exceeded. Detailed information & explanations on the subject of weight and the configuration of the vehicle can be found in the section Legal information. For a more detailed description of all mandatory technical dependencies, please refer to the explanations on the footnotes on p. XY.

	CLIFF 540 V
	
Waste water tank (l)	90
Storage space for two gas cylinders with filling weight (kg)	1 x 2.75kg

- Standard equipment  
◆ upon request
- Optional equipment  
— Not possible
- ▲ Mandatory  
□ Available in package
- △ Not known at the time of publication



\* INFO

The specified mass in running order is a default value defined in the type-approval procedure. Due to manufacturing tolerances, the actual weighed mass in running order may deviate from the value stated above. Deviations of up to  $\pm 5\%$  of the mass in running order are legally permissible and possible. The permissible range in kilograms is given in brackets after the mass in running order. The manufacturer-specified mass for optional equipment is a calculated value for each type and layout that Sunlight uses to determine the maximum weight available for factory-fitted optional equipment. The limitation of optional equipment is intended to ensure that the minimum pay-mass, i.e. the legally prescribed free mass for baggage and retrofitted accessories, is actually available for the vehicle load capacity of the vehicles delivered by Sunlight. The real weight of your vehicle ex works can only be determined when it is weighed

at the end of the line. If, in exceptional cases, the weighing shows that the actual load capacity falls below the minimum pay-mass despite limiting the optional equipment due to a permissible weight deviation, we will check together with your trade partner and you whether we should, for example, increase the load capacity of the vehicle, reduce the number of seats or remove optional equipment before delivering the vehicle. The technically permissible maximum laden mass of the vehicle and the technically permissible maximum mass on the axle must not be exceeded. Detailed information & explanations on the subject of weight and the configuration of the vehicle can be found in the section Legal information. For a more detailed description of all mandatory technical dependencies, please refer to the explanations on the footnotes on p. XY.

# Standard equipment

## Vanlife

# FIAT

	CLIFF 540 V
VANLIFE EQUIPMENT	
Fiat white	●
Vanlife Decals	●
Soft furnishing Adventure	●
Rooftop bed including panoramic roof light	●
Awning (black)	●
Basic-Pack Vanlife <sup>10)</sup>	●
Package painted front bumper	●
Two-colour alloy wheels Pack	●
BASE VEHICLE FIAT	
Fiat Ducato 3.500 kg   2.2   103 kW   140 BHP Euro 6   8-speed automatic gearbox	●
Start & Stop function incl. booster	●
60l fuel tank	●
Manual cab air conditioning	●
Cruise control	●
Tyres M+S* Camping (snowflake)	●
Front Wheel Drive	●
Daytime running lights, integrated in headlights	●
Headlights with black frame	●
Driver and passenger airbag	●
Disc brakes, rear and front wheel stabilisers, heat convection, tachometer, power steering, height-adjustable headlights, immobiliser, lap and diagonal seat belts	●
ABS, EBD (electronic brake force distribution), ESP (electronic stability program)	●
ESC (electronic stability control) including ASR (anti-skid control), hill holder (hill start assist), CWA (crosswind assist), trailer stability control and PCB (post-collision braking)	●
ESC Setup	●
Traction+ incl. hill descent assistant	●
Electric operated cab windows and central locking	●
Electric and heated mirrors	●
Radio aerial integrated in mirror	●
Radio pre-wiring including speakers	●
Multifunction steering wheel	●
Fix & Go breakdown kit	●
On-board computer incl. outside temperature display	●
Central cup holder	●

	CLIFF 540 V
USB charger (A+C)	●
Driver and passenger seats with armrests & upholstered covers (Captain Chair)	●
Driver and passenger seat with lumbar support	●
Height and rake adjustment for driver and passenger seat	●
Partition to the living room with two practical storage bags and coat hooks	●
PAINTING	
Fiat white	●
CONVERSION	
7-year water ingress warranty <sup>3)</sup>	●
Rooftop bed including panoramic roof light	●
Double glazed hinged windows with cassette blinds and fly screens	●
Both rear doors with hinged window (incl. roller blind)	●
Rear storage space with 4 integrated lashing rings	●
COMFORT	
Chassis and living area separated by heat-insulating wall	●
Spacious storage compartment above driver's cab	●
Fixed steps for safe access to the pop-top roof with integrated storage compartments	●
Double dinette with removable table	●
Multi-functional camping table	●
Ergonomically shaped upholstery for improved seating comfort	●
High quality mattresses for improved lying comfort	●
Spacious wardrobe	●
Spacious storage compartments and storage options	●
Storage space in rear and sliding doors	●
Flyscreen door	●
Floor Mountain Lodge	●
Furniture Decor Cozy Cottage, Black Flow, Dyna White und Active Grey	●
INSTALLATIONS	
Flexible light bar with individually adjustable LED reading spots	●
Recessed LED spotlights in the living room and bathroom area	●
High-performance, maintenance-free leisure battery (95 Ah AGM)	●
Bord-control-panel supplies information about filling levels and battery capacity	●
Electric charger for leisure and vehicle battery 12 V / 18 A	●
CEE 230 V external socket with safety device	●
Sockets 3 x 230V, 1 x USB (double)	●

	CLIFF 540 V
<b>HEATING / GAS SUPPLY</b>	
Diesel heating Combi 4	●
Gas bottle locker for 1 x 2,75 kg gas bottles	●
Gas control valves easily accessible and centrally arranged	●
<b>KITCHEN</b>	
Ergonomically arranged kitchen with 3 drawers with soft-close	●
Folding extension for kitchen worktop	●
Flexible railing system with two hooks	●
2-burner hob with electrical ignition and glass lid	●
Compressor fridge 64 l	●
LED light tube	●
Water tank capacity: 100 l, waste water tank capacity: 90 l	●
<b>BATHROOM</b>	
Foldable washbasin	●
Spacious storage area	●
Large closet with shelves	●
Comfortable shower area	●
Bench toilet	●
<b>SOFT FURNISHING</b>	
Soft furnishing Adventure	●
<b>PACKS</b>	
Basic-Pack Vanlife <sup>10)</sup>	●
Package painted front bumper	●
Two-colour alloy wheels Pack	●

● Standard equipment  
◆ upon request

○ Optional equipment  
— Not possible

▲ Mandatory  
□ Available in package

△ Not known at the time of publication

### BASIC-PACK VANLIFE <sup>10)</sup>

Shower equipment	
Window in bathroom	
Clothes rail in bathroom	
Wide entrance step	
Removable textile laundry storage	
Additional weight (kg)*	18.4

in Vanlife included

### PACKAGE PAINTED FRONT BUMPER

Painted bumper	
Skid Plate Black	
Fog lights	
Additional weight (kg)*	3

in Vanlife included

### TWO-COLOUR ALLOY WHEELS PACK

Leather steering wheel and gear knob in leather trim	
Air outlets with applications silver (Techno-Trim)	
16" alloy wheels two-colour	
Additional weight (kg)*	8

in Vanlife included

### BLACK ALLOY WHEELS PACK <sup>8)</sup>

Leather steering wheel and gear knob in leather trim	
--	--



\* INFO

The factory installation of optional equipment increases the actual mass of the vehicle and reduces the pay-mass. The additional weight indicated for packages and optional equipment shows the additional weight compared to the standard equipment of the respective model or layout. The total weight of the selected optional equipment must not exceed the manufacturer-specified mass

for optional equipment shown in the model overviews. This is a calculated value for each type and layout that Sunlight uses to determine the maximum weight available for factory-fitted optional equipment. Detailed information and explanations on the subject of weight can be found in the Legal information section.

## BLACK ALLOY WHEELS PACK <sup>8)</sup>

Air outlets with applications silver (Techno-Trim)

16" alloy wheels black matt

Additional weight (kg)\*

8

Price

0.-

## CHASSIS PACKAGE

Electrically folding door mirrors

Parking sensors rear

Blind spot assistant

Electric Park Brake

Additional weight (kg)\*

-8.3

Price

1,580.-

## DIGITAL PACKAGE

Automatic cab air conditioning

Wireless smartphone charging

10" Radio and navigation system (DAB+)

7" digital TFT color display

Rear view camera with dynamic grid lines

Additional weight (kg)\*

4

Price

2,810.-

## SAFETY PACK + ACC

Full Brake Control with Pedestrian Detection

Rain and light sensor

Lane control

Traffic sign recognition

Driver Drowsiness Detection



\* INFO

The factory installation of optional equipment increases the actual mass of the vehicle and reduces the pay-mass. The additional weight indicated for packages and optional equipment shows the additional weight compared to the standard equipment of the respective model or layout. The total weight of the selected optional equipment must not exceed the manufacturer-specified mass

for optional equipment shown in the model overviews. This is a calculated value for each type and layout that Sunlight uses to determine the maximum weight available for factory-fitted optional equipment. Detailed information and explanations on the subject of weight can be found in the Legal information section.

## SAFETY PACK + ACC

Intelligent Speed Assist

Adaptive Cruise Control >30 km/h

Additional weight (kg)\*

0

Price

1,460.-

## CO-DRIVER PACKAGE <sup>9)</sup>

ACC with stop & go

Lane centering

Traffic jam assist

Full Brake Control with Pedestrian Detection

Rain and light sensor

Lane control

Traffic sign recognition

Driver Drowsiness Detection

Intelligent Speed Assist

Additional weight (kg)\*

0.3

Price

2,050.-

● Standard equipment  
◆ upon request

○ Optional equipment  
— Not possible

▲ Mandatory  
□ Available in package

△ Not known at the time of publication



\* INFO

The factory installation of optional equipment increases the actual mass of the vehicle and reduces the pay-mass. The additional weight indicated for packages and optional equipment shows the additional weight compared to the standard equipment of the respective model or layout. The total weight of the selected optional equipment must not exceed the manufacturer-specified mass

for optional equipment shown in the model overviews. This is a calculated value for each type and layout that Sunlight uses to determine the maximum weight available for factory-fitted optional equipment. Detailed information and explanations on the subject of weight can be found in the Legal information section.

# Optional Extras

## Vanlife

# FIAT

	Price £ <sup>a)</sup>	Additional weight (kg)*	CLIFF 540 V
BASE VEHICLE FIAT			
Full LED Headlamps incl. wiping indicators and LED daytime running lights	950.-	0	o
Tyre pressure indicator	250.-	0.8	o
Electrical preparation for trailer coupling	320.-	0	o
Spare wheel incl. holder and car jack instead of Fix & Go Kit	260.-	30	o
90l fuel tank	40.-	23	o
PAINTING			
Chassis colour Black metallic	820.-	2.5	o
Expedition Grey	680.-	0	o
Lanzarote Grey	680.-	0	o
CONVERSION			
Insulated and heated waste water tank	520.-	10.5	o
Bike rack for 2 bikes (black)	480.-	10	o
Framed windows	570.-	5	o
Sliding window in direction of travel in rear on right (incl. blinds and flyscreen)	390.-	4.5	o
COMFORT			
Bed conversion for seating area	300.-	5	o
Wooden duckboard for the shower tray	80.-	2	o
INSTALLATIONS			
Second AGM leisure battery 95 Ah	290.-	27	o
Pre-cabling reversing camera	150.-	1	o
TV pre-cabling / TV holder	190.-	3	o
USB-port in the light rail	50.-	0	o
SOFT FURNISHING			
Green Trail	0.-	0	o
Performance Grey	0.-	0	o
PACKS			
Black alloy wheels Pack <sup>b)</sup>	0.-	8	o



\* INFO

The factory installation of optional equipment increases the actual mass of the vehicle and reduces the pay-mass. The additional weight indicated for packages and optional equipment shows the additional weight compared to the standard equipment of the respective model or layout. The total weight of the selected optional equipment must not exceed the manufacturer-specified mass

for optional equipment shown in the model overviews. This is a calculated value for each type and layout that Sunlight uses to determine the maximum weight available for factory-fitted optional equipment. Detailed information and explanations on the subject of weight can be found in the Legal information section.

	Price £ <sup>a)</sup>	Additional weight (kg)*	CLIFF 540 V
Chassis Package	1,580.-	-8.3	○
Digital Package	2,810.-	4	○
Safety Pack + ACC	1,460.-	0	○
Co-Driver Package <sup>g)</sup>	2,050.-	0.3	○

● Standard equipment  
◆ upon request

○ Optional equipment  
— Not possible

▲ Mandatory  
□ Available in package

△ Not known at the time of publication

Further information from p. 31



\* INFO

The factory installation of optional equipment increases the actual mass of the vehicle and reduces the pay-mass. The additional weight indicated for packages and optional equipment shows the additional weight compared to the standard equipment of the respective model or layout. The total weight of the selected optional equipment must not exceed the manufacturer-specified mass

for optional equipment shown in the model overviews. This is a calculated value for each type and layout that Sunlight uses to determine the maximum weight available for factory-fitted optional equipment. Detailed information and explanations on the subject of weight can be found in the Legal information section.

# Prices and technical data

## CLIFF X

# FIAT

Cliff 600 X



CLIFF 640 X





Price £	58,190.-	60,190.-
Permitted seats (including driver)*	4	4
Berths	2 - 4 OPT	2 - 4 OPT
Length / Width / Height (cm)	599 / 205 / 261	636 / 205 / 261
Headroom in living area (cm)	190	190
Standard chassis	Fiat Ducato	Fiat Ducato
Standard engine	2.2	2.2
kW (hp)	103 (140)	103 (140)
Mass in running order* (kg)	2851 (2708 to 2994)*	2943 (2796 to 3090)*
Manufacturer-specified mass for optional equipment* (kg)	324	228
Technically permissible maximum laden mass* (kg)	3500	3500
Technically permissible towing weight 12 % braked (unbraked) (kg)	2500 (750)	2500 (750)
Tire size	225/75 R 16 CP	225/75 R 16 CP
Wheelbase (cm)	404	404
Bed dimension: Sleeping roof (cm)	206 x 143 OPT	206 x 143 OPT
Bed dimension: Central / middle bed, L x W (cm)	185 x 105 - 88 OPT	185 x 105 - 88 OPT
Bed dimension: Rear bed, L x W (cm)	197 x 157 - 150	192 x 108 - 56 184 x 86
Refrigerator volume incl. freezer (l)	84	84
Heating type	Combi 4 Gas	Combi 4 Gas



\* INFO

The specified mass in running order is a default value defined in the type-approval procedure. Due to manufacturing tolerances, the actual weighed mass in running order may deviate from the value stated above. Deviations of up to  $\pm 5\%$  of the mass in running order are legally permissible and possible. The permissible range in kilograms is given in brackets after the mass in running order. The manufacturer-specified mass for optional equipment is a calculated value for each type and layout that Sunlight uses to determine the maximum weight available for factory-fitted optional equipment. The limitation of optional equipment is intended to ensure that the minimum pay-mass, i.e. the legally prescribed free mass for baggage and retrofitted accessories, is actually available for the vehicle load capacity of the vehicles delivered by Sunlight. The real weight of your vehicle ex works can only be determined when it is weighed

at the end of the line. If, in exceptional cases, the weighing shows that the actual load capacity falls below the minimum pay-mass despite limiting the optional equipment due to a permissible weight deviation, we will check together with your trade partner and you whether we should, for example, increase the load capacity of the vehicle, reduce the number of seats or remove optional equipment before delivering the vehicle. The technically permissible maximum laden mass of the vehicle and the technically permissible maximum mass on the axle must not be exceeded. Detailed information & explanations on the subject of weight and the configuration of the vehicle can be found in the section Legal information. For a more detailed description of all mandatory technical dependencies, please refer to the explanations on the footnotes on p. XY.

	Cliff 600 X	CLIFF 640 X
		
Total fresh water tank capacity / fresh water tank when driving filled (l)	100 / 20 <sup>1)</sup>	100 / 20 <sup>1)</sup>
Waste water tank (l)	90	90
Sockets: 230 V	3	3
Sockets: USB	2	2
Storage underneath rear bed WxHxD	90 x 68 x 138	88 x 71 x 134
Storage space for two gas cylinders with filling weight (kg)	2 x 11kg	2 x 11kg

- Standard equipment
- Optional equipment
- ▲ Mandatory
- △ Not known at the time of publication
- ◆ upon request
- Not possible
- Available in package



\* INFO

The specified mass in running order is a default value defined in the type-approval procedure. Due to manufacturing tolerances, the actual weighed mass in running order may deviate from the value stated above. Deviations of up to  $\pm 5\%$  of the mass in running order are legally permissible and possible. The permissible range in kilograms is given in brackets after the mass in running order. The manufacturer-specified mass for optional equipment is a calculated value for each type and layout that Sunlight uses to determine the maximum weight available for factory-fitted optional equipment. The limitation of optional equipment is intended to ensure that the minimum pay-mass, i.e. the legally prescribed free mass for baggage and retrofitted accessories, is actually available for the vehicle load capacity of the vehicles delivered by Sunlight. The real weight of your vehicle ex works can only be determined when it is weighed

at the end of the line. If, in exceptional cases, the weighing shows that the actual load capacity falls below the minimum pay-mass despite limiting the optional equipment due to a permissible weight deviation, we will check together with your trade partner and you whether we should, for example, increase the load capacity of the vehicle, reduce the number of seats or remove optional equipment before delivering the vehicle. The technically permissible maximum laden mass of the vehicle and the technically permissible maximum mass on the axle must not be exceeded. Detailed information & explanations on the subject of weight and the configuration of the vehicle can be found in the section Legal information. For a more detailed description of all mandatory technical dependencies, please refer to the explanations on the footnotes on p. XY.

# Standard equipment

## CLIFF X

# FIAT

	Cliff 600 X	CLIFF 640 X
CLIFF X EQUIPMENT		
Fiat Ducato 3.500 kg   2.2   103 kW   140 BHP Euro 6   6-speed manual gearbox	•	•
Fiat white	•	•
Adventure Decals	•	•
Soft furnishing Adventure	•	•
LED lighting for overhead lockers	•	•
Overhead locker all around the rear	•	•
Skyview	•	•
Framed windows	•	•
Variobath	•	•
Awning (black)	•	•
Basic-Pack <sup>2)</sup>	•	•
Package painted front bumper	•	•
Two-colour alloy wheels Pack	•	•
BASE VEHICLE FIAT		
Fiat Ducato 3.500 kg   2.2   103 kW   140 BHP Euro 6   6-speed manual gearbox	•	•
Start & Stop function incl. booster	•	•
60l fuel tank	•	•
Manual cab air conditioning	•	•
Cruise control	•	•
Tyres M+S* Camping (snowflake)	•	•
Front Wheel Drive	•	•
Daytime running lights, integrated in headlights	•	•
Headlights with black frame	•	•
Driver and passenger airbag	•	•
Disc brakes, rear and front wheel stabilisers, heat convection, tachometer, power steering, height-adjustable headlights, immobiliser, lap and diagonal seat belts	•	•
ABS, EBD (electronic brake force distribution), ESP (electronic stability program)	•	•
ESC (electronic stability control) including ASR (anti-skid control), hill holder (hill start assist), CWA (crosswind assist), trailer stability control and PCB (post-collision braking)	•	•
ESC Setup	•	•
Traction+ incl. hill descent assistant	•	•
Electric operated cab windows and central locking	•	•
Electric and heated mirrors	•	•

	Cliff 600 X	CLIFF 640 X
Radio aerial integrated in mirror	●	●
Radio pre-wiring including speakers	●	●
Multifunction steering wheel	●	●
Fix & Go breakdown kit	●	●
On-board computer incl. outside temperature display	●	●
Central cup holder	●	●
USB charger (A+C)	●	●
Driver and passenger seats with armrests & upholstered covers (Captain Chair)	●	●
Driver and passenger seats swivel	●	●
Driver and passenger seat with lumbar support	●	●
Height and rake adjustment for driver and passenger seat	●	●
PAINTING		
Fiat white	●	●
CONVERSION		
7-year water ingress warranty <sup>3)</sup>	●	●
Skyview	●	●
Framed windows	●	●
Double glazed hinged windows with cassette blinds and fly screens	●	●
Both rear doors with hinged window (incl. roller blind)	●	●
Roof light 40 x 40 cm over bedroom with fly screen and blinds	●	●
Rear storage space with 4 integrated lashing rings	●	●
COMFORT		
Spacious storage compartment above driver's cab	●	●
Isofix for 2 seats	●	●
Bulkhead incl. step for rear double bed	●	●
Pedestal in lounging area with integrated storage compartment	●	●
Rearbed with partly slatted frame	●	●
High quality mattresses for improved lying comfort	●	●
Ergonomically shaped upholstery for improved seating comfort	●	●
Spacious storage compartments and storage options	●	●
Overhead locker all around the rear	●	●
Spacious wardrobe	●	●
Storage space in rear and sliding doors	●	●
Flyscreen door	●	●
Textile cab blinds	●	●
Furniture Decor Cozy Cottage, Black Flow, Dyna White und Active Grey	●	●
Floor Mountain Lodge	●	●

	Cliff 600 X	CLIFF 640 X
INSTALLATIONS		
Flexible light bar with individually adjustable LED reading spots	●	●
Recessed LED spotlights in the living room and bathroom area	●	●
Illuminated pedestal in lounging area	●	●
LED lighting for overhead lockers	●	●
High-performance, maintenance-free leisure battery (95 Ah AGM)	●	●
Bord-control-panel supplies information about filling levels and battery capacity	●	●
Electric charger for leisure and vehicle battery 12 V / 18 A	●	●
CEE 230 V external socket with safety device	●	●
Sockets 3 x 230V, 1 x USB (double)	●	●
HEATING / GAS SUPPLY		
Gas control valves easily accessible and centrally arranged	●	●
Gas bottle locker for 2 x 11 kg gas bottles	●	●
Gas heating Combi 4	●	●
KITCHEN		
Ergonomically arranged kitchen with spacious work top	●	●
Large drawer with soft-close in the kitchen unit	●	●
Flexible railing system with two hooks	●	●
2-burner hob with electrical ignition and glass lid	●	●
Worktop behind cooker	●	●
Water tank capacity: 100 l, waste water tank capacity: 90 l	●	●
Compressor fridge 84 l	●	●
LED light tube	●	●
BATHROOM		
Variobath	●	●
Spacious storage area	●	●
Cassette toilet C 223	●	●
Roof light with fly screen	●	●
SOFT FURNISHING		
Soft furnishing Adventure	●	●
PACKS		
Basic-Pack <sup>2)</sup>	●	●
Package painted front bumper	●	●
Two-colour alloy wheels Pack	●	●

● Standard equipment  
◆ upon request

○ Optional equipment  
— Not possible

▲ Mandatory  
□ Available in package

△ Not known at the time of publication

# Packs

## CLIFF X

# FIAT

### BASIC-PACK <sup>2)</sup>

Panoramic roof light 70 x 50 cm	
---------------------------------	--

Shower equipment	
------------------	--

Window in bathroom	
--------------------	--

Clothes rail in bathroom	
--------------------------	--

Wide entrance step	
--------------------	--

Rotating plate for table extension in seating area	
--	--

Additional weight (kg)*	31.4
-------------------------	------

in CLIFF X included

### PACKAGE PAINTED FRONT BUMPER

Painted bumper	
----------------	--

Skid Plate Black	
------------------	--

Fog lights	
------------	--

Additional weight (kg)*	3
-------------------------	---

in CLIFF X included

### TWO-COLOUR ALLOY WHEELS PACK

Leather steering wheel and gear knob in leather trim	
--	--

Air outlets with applications silver (Techno-Trim)	
--	--

16" alloy wheels two-colour	
-----------------------------	--

Additional weight (kg)*	8
-------------------------	---

in CLIFF X included



\* INFO

The factory installation of optional equipment increases the actual mass of the vehicle and reduces the pay-mass. The additional weight indicated for packages and optional equipment shows the additional weight compared to the standard equipment of the respective model or layout. The total weight of the selected optional equipment must not exceed the manufacturer-specified mass

for optional equipment shown in the model overviews. This is a calculated value for each type and layout that Sunlight uses to determine the maximum weight available for factory-fitted optional equipment. Detailed information and explanations on the subject of weight can be found in the Legal information section.

## BLACK ALLOY WHEELS PACK <sup>8)</sup>

Leather steering wheel and gear knob in leather trim

Air outlets with applications silver (Techno-Trim)

16" alloy wheels black matt

Additional weight (kg)\*

8

Price

0.-

## CHASSIS PACKAGE

Electrically folding door mirrors

Parking sensors rear

Blind spot assistant

Electric Park Brake

Additional weight (kg)\*

-8.3

Price

1,580.-

## DIGITAL PACKAGE

Automatic cab air conditioning

Wireless smartphone charging

10" Radio and navigation system (DAB+)

7" digital TFT color display

Rear view camera with dynamic grid lines

Additional weight (kg)\*

4

Price

2,810.-

## SAFETY PACK

Full Brake Control with Pedestrian Detection

Rain and light sensor

Lane control

Traffic sign recognition



\* INFO

The factory installation of optional equipment increases the actual mass of the vehicle and reduces the pay-mass. The additional weight indicated for packages and optional equipment shows the additional weight compared to the standard equipment of the respective model or layout. The total weight of the selected optional equipment must not exceed the manufacturer-specified mass

for optional equipment shown in the model overviews. This is a calculated value for each type and layout that Sunlight uses to determine the maximum weight available for factory-fitted optional equipment. Detailed information and explanations on the subject of weight can be found in the Legal information section.

## SAFETY PACK

Driver Drowsiness Detection

Intelligent Speed Assist

Additional weight (kg)\*

0

Price

940.-

## SAFETY PACK + ACC <sup>11)</sup>

Full Brake Control with Pedestrian Detection

Rain and light sensor

Lane control

Traffic sign recognition

Driver Drowsiness Detection

Intelligent Speed Assist

Adaptive Cruise Control >30 km/h

Additional weight (kg)\*

0

Price

1,460.-

## CO-DRIVER PACKAGE <sup>9)</sup>

ACC with stop & go

Lane centering

Traffic jam assist

Full Brake Control with Pedestrian Detection

Rain and light sensor

Lane control

Traffic sign recognition

Driver Drowsiness Detection

Intelligent Speed Assist

Additional weight (kg)\*

0.3

Price

2,050.-

● Standard equipment  
◆ upon request

○ Optional equipment  
— Not possible

▲ Mandatory  
□ Available in package

△ Not known at the time of publication



\* INFO

The factory installation of optional equipment increases the actual mass of the vehicle and reduces the pay-mass. The additional weight indicated for packages and optional equipment shows the additional weight compared to the standard equipment of the respective model or layout. The total weight of the selected optional equipment must not exceed the manufacturer-specified mass

for optional equipment shown in the model overviews. This is a calculated value for each type and layout that Sunlight uses to determine the maximum weight available for factory-fitted optional equipment. Detailed information and explanations on the subject of weight can be found in the Legal information section.

# Optional Extras

## CLIFF X

# FIAT

	Price £ <sup>a)</sup>	Additional weight (kg)*	Cliff 600 X	CLIFF 640 X
<b>BASE VEHICLE FIAT</b>				
Fiat Ducato 3.500 kg   2.2   103 kW   140 BHP Euro 6   8-speed automatic gearbox	2,770.-	60	o	o
Full LED Headlamps incl. wiping indicators and LED daytime running lights	950.-	0	o	o
Tyre pressure indicator	250.-	0.8	o	o
Spare wheel incl. holder and car jack instead of Fix & Go Kit	260.-	30	o	o
Electrical preparation for trailer coupling	320.-	0	o	o
90l fuel tank	40.-	23	o	o
<b>PAINTING</b>				
Chassis colour Black metallic	820.-	2.5	o	o
Lanzarote Grey	680.-	0	o	o
Expedition Grey	680.-	0	o	o
<b>CONVERSION</b>				
Insulated and heated waste water tank	520.-	10.5	o	o
Bike rack for 2 bikes (black)	480.-	10	o	o
CLIFF RT-Pack (Rooftop bed incl. RT decals) <sup>4)</sup>	4,940.-	160	o	o
<b>COMFORT</b>				
Bed conversion for seating area <sup>5)</sup>	300.-	5	o	o
Wooden duckboard for the shower tray	80.-	2	o	o
Foldable window blinds	570.-	8	o	o
<b>INSTALLATIONS</b>				
Second AGM leisure battery 95 Ah	290.-	27	o	o
TV pre-cabling / TV holder	190.-	3	o	o
Mobile internet (WiFi / LTE antenna incl. Router)	870.-	1.4	o	o
Pre-cabling reversing camera	150.-	1	o	o
Pre-cabling solar system <sup>7)</sup>	150.-	2	o	o
USB-port in the light rail	50.-	0	o	o
<b>HEATING / GAS SUPPLY</b>				
Diesel heating Combi 4 incl. integrated altitude pressure sensor and digital control panel	660.-	4.6	o	o



\* INFO

The factory installation of optional equipment increases the actual mass of the vehicle and reduces the pay-mass. The additional weight indicated for packages and optional equipment shows the additional weight compared to the standard equipment of the respective model or layout. The total weight of the selected optional equipment must not exceed the manufacturer-specified mass

for optional equipment shown in the model overviews. This is a calculated value for each type and layout that Sunlight uses to determine the maximum weight available for factory-fitted optional equipment. Detailed information and explanations on the subject of weight can be found in the Legal information section.

	Price £ <sup>4)</sup>	Additional weight (kg)*	Cliff 600 X	CLIFF 640 X
Heating Combi 6 E (with el. heating element) incl. digital control panel	610.-	2	○	○
Caramatic SafeDrive PLUS (two-bottle system with gas pressure regulator and crash sensor)	260.-	3.5	○	○
SOFT FURNISHING				
Performance Grey	0.-	0	○	○
Green Trail	0.-	0	○	○
PACKS				
Black alloy wheels Pack <sup>8)</sup>	0.-	8	○	○
Chassis Package	1,580.-	-8.3	○	○
Digital Package	2,810.-	4	○	○
Safety Pack	940.-	0	○	○
Safety Pack + ACC <sup>11)</sup>	1,460.-	0	○	○
Co-Driver Package <sup>9)</sup>	2,050.-	0.3	○	○

● Standard equipment  
◆ upon request

○ Optional equipment  
— Not possible

▲ Mandatory  
□ Available in package

△ Not known at the time of publication

Further information from p. 31



\* INFO

The factory installation of optional equipment increases the actual mass of the vehicle and reduces the pay-mass. The additional weight indicated for packages and optional equipment shows the additional weight compared to the standard equipment of the respective model or layout. The total weight of the selected optional equipment must not exceed the manufacturer-specified mass

for optional equipment shown in the model overviews. This is a calculated value for each type and layout that Sunlight uses to determine the maximum weight available for factory-fitted optional equipment. Detailed information and explanations on the subject of weight can be found in the Legal information section.

# Footnotes

- 1) Before driving, please ensure that the fresh water tank does not contain more than 20 l.
- 2) Shower equipment includes: extendable shower head, shower holder, shower curtain, guide rail. Vario bath without shower curtain and guide rail.
- 3) The water ingress warranty conditions of Sunlight GmbH apply.
- 4) Not possible in conjunction with pre-cabing for solar panels or solar panels
- 5) When ordering the option "bed conversion for seating area", please note that it is not permitted to use the pop-top roof and bed conversion in the seating area at the same time. This is to ensure that escape routes remain clear.
- 6) For CLIFF 540 not possible in conjunction with CLIFF-RT package.
- 7) Not possible in conjunction with CLIFF-RT package.
- 8) Not in conjunction with Maxi Chassis and/or automatic.
- 9) Only in conjunction with automatic gearbox, Chassis Pack and Digital Pack.
- 10) Shower equipment includes: extendable shower head, shower holder, shower curtain, guide rail.
- 11) Not in conjunction with Maxi Chassis.

# Legal notices regarding weight-related information

The weight specifications and tests for motorhomes are uniformly regulated throughout the EU in EU Implementing Regulation No. 2021/535 (until June 2022: EU Implementing Regulation No. 1230/2012). We have summarised and explained the key terms and legal requirements from this regulation for you below. Our dealers and the Sunlight configurator on our website offer you additional assistance in configuring your vehicle.

## 1. Technically permissible maximum laden mass

The technically permissible maximum laden mass of the vehicle (e.g. 3,500 kg) is a mass specification set by the manufacturer which the vehicle must not exceed. Information on the technically permissible maximum laden mass of the model you have chosen can be found in the technical data. If the vehicle exceeds the technically permissible maximum laden mass in everyday driving, this constitutes an administrative offence which may result in a fine.

## 2. Mass in running order

In simple terms, the mass in running order is the basic vehicle with standard equipment plus a legally fixed standard weight of 75 kg for the driver. This essentially includes the following items:

- the unladen weight of the vehicle together with the bodywork, including operating fluids such as greases, oils and coolants;
- the standard equipment, i.e. all equipment items that are included as standard in the factory-fitted scope of delivery;
- the fresh water tank filled to 100 % in driving mode (driving fill according to manufacturer's specifications; 20 litres) and an aluminium gas cylinder filled to 100 % with a weight of 16 kg;
- the fuel tank, which is 90 % full, including fuel;
- the driver, whose weight – regardless of the actual weight – is generally specified as 75 kg in accordance with EU law.

Information on the mass in running order can be found for each model in our sales documents. It is important to note that the value for mass in running order given in the sales documents is a default value determined in the type-approval procedure and verified by the authorities. It is legally permissible and possible for the mass in running order of the vehicle delivered to you to deviate from the nominal value stated in the sales documents. The legally permissible tolerance is  $\pm 5\%$ . In this way, the EU legislator accounts for the fact that certain fluctuations in the mass in running order occur due to variations in the weight of supplied parts as well as due to processes and weather conditions.

These weight deviations can be illustrated by means of an example calculation:

- Mass in running order acc. to sales documents: 2,850 kg
- Legally permissible tolerance of  $\pm 5\%$ : 142.50 kg
- Legally permissible range of mass in running order: 2,707.50 kg to 2,992.50 kg

The specific range of permissible weight deviations can be found for each model in the technical data. Sunlight makes great efforts to reduce weight variations to the minimum that is unavoidable for production reasons. Deviations at the upper and lower end of the range are therefore very rare; however, they cannot be completely ruled out technically, even with all optimisations. The real weight of the vehicle and compliance with the permissible tolerance is therefore checked by Sunlight by weighing each vehicle at the end of the line.

## 3. Mass of the passengers

The mass of the passengers is set a standard value of 75 kg for each seat provided by the manufacturer, regardless of the actual weight of the passengers. The mass of the driver is already included in the mass in running order (see no. 2 above) and is therefore not included again. In the case of a motorhome with four permitted seats, the mass of the passengers is therefore  $3 \times 75 \text{ kg} = 225 \text{ kg}$ .

## 4. Optional equipment and actual mass of the vehicle

Optional equipment (also: additional equipment) includes, according to the legal definition, all optional equipment parts not included in the standard equipment which are fitted to the vehicle under the responsibility of the manufacturer – i.e. ex works – and can be ordered by the customer (e.g. awning, bicycle or motorbike carrier, satellite system, solar system, oven, etc.). Information on the individual or package weights of the optional equipment that can be ordered can be found in our sales documents. Optional equipment in this sense does not include other accessories that are retrofitted by the dealer or you personally after the vehicle has been delivered ex works.

The mass of the vehicle in running order (see no. 2 above) and the mass of the optional equipment fitted to a specific vehicle at the factory are together referred to as the actual mass. You will find the corresponding information for your vehicle after handover under item 13.2 of the Certificate of Conformity (CoC). Please note that this specification also represents a standardised value. Since the mass in running order – as an element of the actual mass – is subject to a legally permissible tolerance of  $\pm 5\%$  (see no. 2), the actual mass may also deviate accordingly from the stated nominal value.

## 5. Pay-mass and minimum pay-mass

The installation of optional equipment is also subject to technical and legal limits: Only so much optional equipment can be ordered and fitted at the factory that sufficient free weight remains for baggage and other accessories ("pay-mass") without exceeding the technically permissible maximum laden mass. The pay-mass is calculated by subtracting the mass in running order (nominal value according to sales documents, see no. 2 above), mass of the optional equipment and the mass of the passengers (see no. 3 above) from the technically permissible maximum laden mass (see no. 1 above).

The EU regulations stipulate a fixed minimum pay-mass for motorhomes, which must remain as a minimum for baggage or other non-factory-fitted accessories. This minimum pay-mass is calculated as follows:

Minimum pay-mass in kg  $\geq 10 \cdot (n + L)$

Where: "n" is the maximum number of passengers plus the driver and "L" is the overall length of the vehicle in metres.

For a motorhome with a length of 6 m and 4 approved seats, the minimum pay-mass is therefore e.g.  $10 \text{ kg} \cdot (4 + 6) = 100 \text{ kg}$ .

To ensure that the minimum pay-mass is maintained, there is a maximum combination of optional equipment that can be ordered for each vehicle model. In the above example with a minimum pay-mass of 100 kg, the total mass of optional equipment for a vehicle with four permitted seats and a mass in running order of 2,850 kg should not exceed 325 kg:

	<b>3,500 kg technically permissible maximum laden mass</b>
-	2,850 kg mass in running order
-	3*75 kg mass of the passengers
-	100 kg minimum pay-mass
=	<b>325 kg maximum permissible mass of optional equipment</b>

It is important to note that this calculation is based on the default value for mass in running order as defined in the type-approval procedure, without taking into account the permissible weight deviations for mass in running order (see no. 2 above). If the maximum permissible value for the optional equipment of (in the example) 325 kg is almost or completely exhausted, an upward weight deviation can therefore result in the minimum pay-mass of 100 kg being met mathematically using the default value for the mass in running order, although in fact there is no corresponding load capacity. Here, too, an example calculation for a vehicle with four seats, whose real weighed mass in running order is 2 % above the nominal value:

	<b>3,500 kg technically permissible maximum laden mass</b>
-	2,907 kg real weighed mass in running order (+ 2 % compared to the stated value of 2,850 kg)
-	3*75 kg mass of the passengers
-	325 kg optional equipment (maximum permissible value)
=	<b>43 kg actual load capacity (&lt; minimum pay-mass of 100 kg)</b>

In order to avoid such a situation, Sunlight further reduces the maximum permissible weight of the total optional equipment that can be ordered on a model-specific basis. The limitation of optional equipment is intended to ensure that the minimum pay-mass, i.e. the legally prescribed free mass for baggage and retrofitted accessories, is actually available for the vehicle load capacity of the vehicles delivered by Sunlight.

Since the weight of a specific vehicle can only be determined when it is weighed at the end of the line, in very rare cases a situation may

arise in which the minimum pay-mass at the end of the line is not guaranteed, despite this limitation of optional equipment. In order to guarantee the minimum pay-mass even in these cases, Sunlight will check together with your trade partner and you before delivery of the vehicle whether, for example, the vehicle is loaded up, seats are reduced or optional equipment is removed.

## 6. Effects of tolerances of the mass in running order on the pay-mass

Regardless of the minimum pay-mass, you should note that unavoidable production-related fluctuations in the mass in running order – both upwards and downwards – have a mirror-image effect on the remaining load capacity: If you order our example vehicle (see no. 3. above), for example, with optional equipment with a total weight of 150 kg, the calculated pay-mass based on the default value for the mass in running order is 275 kg. The load capacity actually available may deviate from this value due to tolerances and may be higher or lower. If the mass in running order of your vehicle is, for example, permissibly 2 % higher than stated in the sales documents, the load capacity is reduced from 275 kg to 218 kg:

	<b>3,500 kg technically permissible maximum laden mass</b>
-	2,907 kg real weighed mass in running order (+ 2 % compared to the stated value of 2,850 kg)
-	3*75 kg mass of the passengers
-	150 kg optional equipment ordered for the specific vehicle
=	<b>218 kg actual load capacity</b>

As a precaution to ensure that the calculated pay-mass is actually given, you should therefore take the possible and permissible tolerances for the mass in running order into account when configuring your vehicle.

We also recommend that you weigh the laden motorhome on a non-automatic scale before each journey and, taking the individual weight of the passengers into account, determine whether the technically permissible maximum laden mass and the technically permissible maximum mass on the axle are observed.



United Kingdom & Ireland

#### **General Information**

Price list for Sunlight Camper Vans version 07/2025, valid from 01.08.2025. All previous price lists become invalid with the issuance of this price list. Prices in EURO may vary across Europe. This is the result of differing standard configurations depending on the country as well as varying VAT and luxury tax rates. Copyright held by Sunlight GmbH. Errors and misprints regarding prices and technical data are possible. We reserve the right to amend prices and technical data. All of the images in this Sunlight catalogue may depict alternative designs or special equipment for which additional costs apply. Deviations in color are possible for technical printing reasons.

**A company of the ERWIN HYMER GROUP**